

COUNTERTEK INC.
YOUR CUSTOM COUNTERTOP COMPANY

Custom Laminate Tops

Cultured Marble Vanity Tops

Solid Surface Kitchen and Vanity Tops

Postform Tops

Butcherblock Tops

Welcome

Thank you for choosing CounterTek, Inc. as **Your** Custom Countertop Company. We are committed to providing you with high quality products and exceptional service at prices that will enable you to be more competitive. If you don't see what you are looking for in these pages, please give us a call. We are here to help.

Thank you,
CounterTek, Inc.

Your multiplier for all products and services: _____

Services	
Template	Cabinets must be installed and appliances in place at time of template. We will template over existing tops, however fit cannot be guaranteed. Wall tile above tops must be removed prior to template to ensure fit.
Installation	(20 Square Foot Minimum) Not available beyond 100 miles from 17522 If the job requires wall laminate or full height splash please contact us for a quote. Same cabinet and appliance requirements as stated above. Includes jobsite delivery.
Jobsite Delivery: Curbside	Not available beyond 100 miles from 17522 Help supplied by customer is required and we must have easy accessibility to the site. If the customer is not available at the time of the delivery, another jobsite will need to be scheduled and a fee will be applied.
Large-Scale Jobsite Delivery: Curbside	Not available beyond 100 miles from 17522 These are large project orders and requires our truck to make a single stop . See above for instructions.
Tear Out & Haul Away	
Rework	
Service	
Store Delivery	

Custom Laminate Tops

4 LF Minimum Order (see #7 below)

See Page 1 for Delivery, Template & Installation Pricing

Deck Pricing - List per LF				
Depth	Self Edge	Bevel Edge Upgrade	Specialty Edge Upgrade	Deck Pricing Includes: Drop-In Cutouts Seams Field Joints Capped Ends Double Thick on OH One Year Warranty
Up to 26"				
Up to 32"	\$			
Up to 38"	\$			
Up to 44"	\$			
Up to 48"	\$			

Back Splash Pricing - List per LF (with counter top order)					
See pg. 4 for splash only pricing					
Loose Self Edge Splash			Attached Self Edge Splash		
Height	Particle Board	Plywood	Height	Particle Board	Plywood
1 1/2" - 4"	\$	\$	Up to 4"	\$	\$
Up to 6"	\$	\$	Up to 6"	\$	\$
Up to 12"	\$	\$	Add \$30.45 per LF for Bevel Upgrade		
Up to 18"	\$	Quote			

Group	Laminate Finish Upgrade	%
STD 1	FM: -58 WA: -38, -60	N/A
PL1	FM: -11, -34, -42, -43, -46, -90, -MC, -NG, -NT, -PG, -PX, -RD, -SP, -WR	25%
PL2	FM: 180-FX WA: -01, -05, -07, -12, -16, -18, -19, -22, -28, -52, -78, -79	35%
PL3	WA: -35, -55, -57 PN: all NV: all	50%
"Y" Laminate from Wilsonart - Contact us for lead-time and pricing		

How To Calculate Pricing:

1. Calculate linear footage of each leg individually. Round up to next whole foot.
2. Multiply total LF by appropriate price.
3. Calculate splash charges and add to deck pricing.
4. Multiply laminate upcharges by deck and splash subtotal.
5. Add Bevel or Specialty Edge upgrade charges (LF for all finished edges - don't forget finished edge of splash if applicable)
6. Add any custom options or sinks.
7. Add \$ list to the total if your order is for less than 4 linear feet (per color ordered).
8. Multiply total list price by your multiplier.
9. See page 4 for splash only pricing.

Custom Laminate Tops

Options	U/M	List Prices		
		Self	Bevel	Specialty
Arc or Full End Radius	Each	\$	\$	(n/a with wood or decorative edges)
Bat Wing Top	Each	\$	\$	\$
Angled End Base	Each	\$	\$	\$
Banjo Cut	Each	\$	\$	\$
Inside Diagonal Corner / Recessed Diagonal	Each	\$	\$	\$
Clipped Corner - 1" minimum	Each	\$	\$	\$ 2" min for bullnose
Radius Corner	Each	\$	\$	(n/a with wood or decorative edges)
Bump Out / Recessed Deck	Each	\$	\$	\$
Smart Clips	Each	\$	\$	\$
Install Customer Supplied Drop-In S/S Sink	Each	\$	\$	\$
Splash Chase / Notch	Each	\$	\$	\$
Slide-In Cutout	Each	\$	\$	\$
Slide-In Top (30" long piece behind stove)	Each	\$	\$	\$
Plywood Substrate	LF	\$	\$	\$
Solid Build-Up - Entire Top	SF	\$	\$	\$
Solid Build-Up with Backer	SF	\$	\$	\$
Loose End Cap (with top)	Each	\$	\$	\$
Apron Front	LF	\$	\$	\$
Removable Plate (Add Solid Build-Up Charge)	Each	\$	\$	\$
Farm Sink Cutout	Each	\$	\$	\$
Dishwasher Seal - 5" x 24"	Each	\$	\$	\$
Installed Grommet - 2" or 2 3/4" Black, Brown, Gray, White	Each	\$	\$	\$
Installed S/S 20 Gauge, 6" Deep Single Sink	Each	\$	\$	\$
Installed S/S 20 Gauge, 6" Deep Double Sink	Each	\$	\$	\$
Installed S/S 20 Gauge, 8" Deep Single Sink	Each	\$	\$	\$
Installed S/S 20 Gauge, 8" Deep Double Sink	Each	\$	\$	\$

Custom Laminate Tops
















Specialty Edge Profile Options			
Description	List per linear foot of Finished Edge	Description	List per linear foot of Finished Edge
Wilsonart - Crescent Edge	\$	Wood Edge - Unfinished	\$
Formica - Ideal Edge	\$	Wood Edge - Clear Poly	
Bullnose, Double Radius, Waterfall (1 1/2" thick)			
Metal Edge (1 1/4" thick)	\$	Wood Edge - Stained Provide Stain Information	
Customer Supplied Wood Edge	\$	Wood Edge - Stain Match Provide Stain Sample	

Loose Self Edge Splash (Ordered without counter tops)		
Height	Particle Board	Plywood
Up to 4"	\$	\$
Up to 6"	\$	\$
Up to 12"	\$	\$
Up to 18"	\$	Quote
Add \$ per LF for Bevel Upgrade		

Ordering Notes:











1. Please specify sink setbacks if something other than standard is necessary.
2. Please specify field joint and laminate seam locations. A field joint is required on L-shape or U-shape tops when more than one leg is over 90" and on straight tops over 240".
3. Laminate seams near or through sink cutouts are strongly discouraged and are not covered under warranty.
4. Please include manufacturer name and model number when using a customer supplied sink.
5. Sink centerlines must be clearly marked.
6. Other custom options are available upon request.


Custom Laminate Tops Karran Edge Sinks

18 Gauge Stainless Steel Undermount Sinks		
E-303		$18 \times 14 \frac{1}{2} \times 5 \frac{3}{4}$
E-305		$15 \frac{1}{4} \times 15 \frac{1}{4} \times 5 \frac{3}{4}$
E-310		$12 \frac{7}{8} \times 14 \frac{7}{8} \times 6 \frac{1}{2}$
E-315		$15 \frac{7}{8} \times 17 \frac{7}{8} \times 8$
E-320		$24 \frac{1}{8} \times 18 \frac{1}{8} \times 9$
E-330		$23 \frac{3}{8} \times 21 \frac{1}{8} \times 9$
E-340		$30 \frac{3}{4} \times 18 \frac{7}{8} \times 9$
E-350		$32 \frac{3}{8} \times 19 \times 8 \frac{1}{2}$ Bowl divider height is $6 \frac{1}{4}$
E-360R		$32 \frac{3}{8} \times 21 \frac{1}{8} \times 8 \frac{3}{8}$ Bowl divider height is $7 \frac{3}{8}$
E-410		$16 \frac{1}{4} \times 18 \frac{1}{4} \times 8 \frac{3}{4}$
E-420		$24 \frac{1}{4} \times 18 \frac{1}{4} \times 9$
E-440		$31 \frac{1}{2} \times 18 \times 8 \frac{3}{4}$
E-505		$18 \frac{1}{8} \times 15 \frac{7}{8} \times 5 \frac{1}{2}$
E-525		$23 \frac{1}{2} \times 19 \frac{1}{2} \times 5 \frac{1}{2}$
E-550		$33 \frac{7}{8} \times 19 \frac{1}{2} \times 9$ Bowl divider height is $7 \frac{3}{8}$

Custom Laminate Tops

Karran Sinks

Acrylic Undermount Sinks Available in White and Bisque			
A-320		24 x 17 ¹ / ₂ x 9	
A-350		32 ⁷ / ₈ x 19 ³ / ₄ x 8	
A-370		33 x 19 x 9	
A-306		19 x 15 x 5	
A-340		30 ¹ / ₂ x 18 ¹ / ₂ x 9	
A-309		21 x 14 x 5 ¹ / ₄	
Quartz Sinks Available in: Black, White, Bisque, Grey, Concrete, and Brown			
Q-320		24 ¹ / ₄ x 18 ¹ / ₄ x 8 ¹ / ₂	
Q-360R		32 ¹ / ₂ x 21 x 8 ¹ / ₂	
Q-340		30 ⁷ / ₈ x 18 ⁷ / ₈ x 9	
Q-350		32 ³ / ₈ x 19 x 8 ¹ / ₂	



Custom Laminate Tops

Laminate Sheet Goods						
Sheet Sizes	Formica -58 Finishes	Formica -11, -34, -42, -43, -46, -90, -MC, -NG, -NT, -PG, -PX, -RD, -SP, -WR Finishes	Formica 180FX Collection	Wilsonart -38, -60 Finishes	Wilsonart -01, -05, -07, -12, -16, -18, -19, -22, -28, -52, -78, -79 Finishes	Wilsonart -35, -55, -57 Finishes <hr/> All Nevamar <hr/> All Pionite
30 x 96		X	X			
30 x 120		X	X			
30 x 144						
36 x 96		X	X			X
36 x 120		X	X			X
36 x 144		X	X			X
48 x 96						
48 x 120		X	X			X
48 x 144		X	X			X
60 x 96		X	X			
60 x 120		X	x			
60 x 144						

- A charge will be added to cut laminate sheet goods.
- Availability of sheet sizes vary depending on the color.



COUNTERTek INC.
YOUR CUSTOM COUNTERTOP COMPANY

Stock

Cultured Marble Vanity Tops

Features:

V100 White on White
4" Faucet Centers
Dripless Profile (Front and Both Sides)
4" High Integral Backsplash
Recessed Oval Bowl
Overflow

Available on Your Next Delivery Day
When Ordered by 10:00 AM the day prior

Centered Recessed Single Bowl Vanity Tops			
Length	Depth	Bowl	List Price
25"	22"	Centered	\$
31"	22"	Centered	\$
37"	22"	Centered	\$
43"	22"	Centered	\$
49"	22"	Centered	\$
61"	22"	Centered	\$
Double Recessed Bowl Vanity Tops			
Length	Depth	Bowl	List Price
49"	22"	12 1/2" L & R	\$
61"	22"	12 1/2" or 15 1/2" L & R	\$
73"	22"	15 1/2" or 18 1/2" L & R	\$
Services / Accessories			
Cut-Down (per side)		\$	
Loose Side Splash		\$	

Modular Cultured Marble Vanity Tops

Features:

4", 8", or Single Hole Faucet Centers

Flush or Recessed Oval Bowl

**Dripless or Square Edge Profile (front and both sides)

4" High Integral Backsplash

Overflow

Choice of 34 Colors

Centered Single Bowl Vanity Tops					
Length	Depth**	Bowl	100/200 Series	300 Series	400 Series
19"	17"	Centered			
25"	19"	Centered			
31"	19"	Centered			
37"	19"	Centered			
25"	22"	Centered			
31"	22"	Centered			
37"	22"	Centered			
43"	22"	Centered			
49"	22"	Centered			
61"	22"	Centered			
Double Bowl Vanity Tops					
Length	Depth	Bowl	List Price		
49"	22"	12 1/2" L & R			
61"	22"	12 1/2" or 15 1/2" L & R			
73"	22"	15 1/2" or 18 1/2" L & R			
Services / Accessories					
Cut-Down		Service			
Loose Side Splash		Accessory			
Accent Bowl		Accessory			

**Please note all 17" and 19" deep tops come with a flush oval bowl and dripless edge profile only.

Custom

Cultured Marble Vanity Tops

Step #1 - Choose Appropriate List Price			
Pricing does not include bowl(s) - See page 11			
Length	Up to 22" Deep	Up to 26" Deep	Up to 30" Deep
Up to 25"			
Up to 31"			
Up to 37"			
Up to 43"			
Up to 49"			
Up to 55"			
Up to 61"			
Up to 67"			
Up to 73"			
Up to 79"			
Up to 85"			
Up to 91"			
Up to 97"			
Up to 103"			
Up to 109"			
Up to 115"			
Up to 121"			
Up to 127"			
Up to 133"			
Up to 140"			
Step #2 - Add Side Splash / Flatwork Charge			
Loose Side Splash			
Integrated Side Splash			
Flatwork / Splash — ³ / ₈ "			
Flatwork / Splash — ³ / ₄ "			
Step #3 - Add Color Upgrade			
100 Series & 200 Series - No upcharge			
300 Series - Granite - 40%			
400 Series - Granite - 50%			

22" deep tops - please note if you would prefer dripless or square edge profile.

Tops with depths other than 22" will have square edge profile. (See next page for custom edge options.)

How To Calculate Custom Pricing:

1. Select list price based on the appropriate length and depth (pricing includes integral 4" backsplash).
2. Add side splash and flat work charges. (If top is greater than 30" deep and requires splash, it will be loose. Add $\frac{3}{4}$ " flat work charge.)
3. Multiply applicable color upgrade charge by total from Step #1 and Step #2.
4. Add bowl(s) or cutout(s) option charges - see page 11.
5. Add custom option(s) and custom edge profile charges - see page 11.
6. Multiply total list price by your multiplier.

1215 Ridge Avenue, Ephrata PA 17522 • 717-336-2371 (Phone) • 717-336-2381 (Fax)

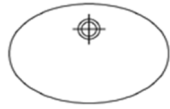
Email: custserv@countertek.com / www.CounterTek.com

Custom Cultured Marble Vanity Tops

Step #4 - Add Bowl(s)/ Cutout(s) - List Prices	
Integral Bowls	
Flush Oval Bowl	
Recessed Oval Bowl	
Rectangular Bowl	
Wave Bowl (Please Specify Large or Small)	
ADA Compliant Bowl	
Accent Bowl (White, Bone, or Bisque) - Includes bowl chg	
Cutouts	
Drop-in Cutout	
Install Customer-Supplied Undermount Sink	
Install Customer-Supplied Cast-Iron Undermount Sink	
Step #5 - Add Custom Option(s) - List Prices	
Banjo	
Cut-Down (per side)	
Clipped Corner - (available in square or custom edges)	
Radius Corner - 1" - 6" (available in square edge only)	
Radius Corner - Over 6" (available in square edge only)	
Soap Dish	
Towel Bar - recommend 4" of overhang	
Bump-Out	
Step #6 - Add Edge Profile Charges - List Prices	
Dripless - front and one end can have dripless profile	No Charge
Square	No Charge
Bevel	
Ogee	
Bullnose	
Roundover	

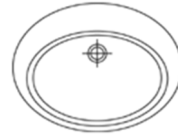


Cultured Marble Vanity Tops Integral Bowl Options



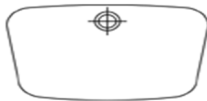
Flush Oval

19" deep top:
11 ⁵/₈ (W) x 15 ¹/₈ (L) x 5 ¹/₄ (D)
22" deep top:
14 (W) x 17 (L) x 5 ⁵/₈ (D)



Recessed Oval

19" deep top:
16 ³/₄ (W) x 21 ³/₈ (L) x 6 ⁵/₈ (D)
22" deep top:
18 (W) x 22 ³/₄ (L) x 6 (D)



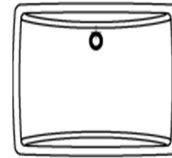
Rectangular

19" deep top:
10 ¹/₂ (W) x 17 (L) x 6 ¹/₄ (D)
22" deep top:
12 ⁷/₈ (W) x 19 ⁷/₈ (L) x 6 ¹/₄ (D)



ADA Compliant

22" deep top:
13 ¹/₂ (W) x 14 ³/₈ (L) x 5 ⁵/₈ (D)



Wave

22" deep top:
Small:
12 (W) x 17 ³/₈ (L) x 5 ³/₈ (D)
Large:
12 ¹/₂ (W) x 25 ¹/₄ (L) x 7 ⁷/₈ (D)

Available Colors

Veined 100 Series	Solid 200 Series	Granite 300 Series	Granite 400 Series
V100 White on White	S200 Natural White	G300 Sand	G401 Vaughn
V101 White on Bone	S201 Natural Bone	G302 Sage	G402 Tindara
V102 Innocent Blush on White	S202 Natural Bisque	G303 Mocha	G403 Sterling
V103 Fawn Beige on White		G304 Oatmeal	G404 Shell
V104 White on Beige		G306 Quail	G405 Truffle
V105 White on Biscuit		G307 Forest	G406 Ginger
V106 Silver on White		G308 Lakota	G407 Latte
V107 Cirrus		G309 Avalon	G408 Deep Nebula
V108 Coastal Fog		G310 Lupe	G409 Cookies and Cream
V109 Storm Cloud			G410 Stellar
V110 Nimbus			G411 Galaxy

Solid Surface Tops

15 Square Foot Minimum

Corian List per SF	Wilsonart List per SF
Group 1	Group 1
Group 2	Group 2
Group 3	Group 3
Group 4	Group 4
	Group 5

List price per SF does **not** include template and installation fees.
Remember to add square footage of backsplash to total.
Standard thickness: Kitchen tops = 1 1/2", Vanity tops = 1"
Due to variations in sheet goods, thickness may be up to 1/4" less.

Options - List Prices

Template	Each	
Installation <i>Corian kitchen tops must be installed by CounterTek</i>	Each	
Customer Supplied Undermount Sink	Each	
Routed Drain Board	Each	
Diagonal Corner Splay	Each	
Radius Corner - 2" - 6"	Each	
Radius Corner - Greater than 6" - 16"	Each	
Radius Corner - Greater than 16"	Each	
Clipped Corner	Each	
Recessed Diagonal Corner	Each	
Trivet Rods	Each	
Banjo	Each	
Coving Charge	Linear Inch	
Removable Plate	Each	
Temporary Corian Surcharge	Per sheet	

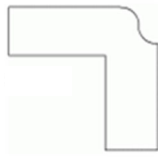
Solid Surface Tops

Edge Profiles

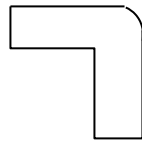
Standard Edge Profiles - Included in Price



$\frac{3}{8}$ " Bevel



Small Ogee



Roundover

Level 1 Edge Profiles - List per Linear Foot



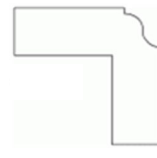
$\frac{1}{4}$ " Double
Roundover



$\frac{1}{2}$ " Double
Roundover



$\frac{3}{8}$ " Double
Bevel



Roman Ogee

Level 2 Edge Profiles - List per Linear Foot



Double
Small Ogee



Bullnose



Bullnose w/
Sandwich















Level 3 Edge Profiles - List per Linear Foot



$\frac{1}{2}$ " Round
Triple Step
(shown w/
Sandwich)

Solid Surface Tops








Solid Surface Sinks

Corian Sinks					
Model	Dimensions	List Price	Model	Dimensions	List Price
 850	$30 \frac{7}{8} \times 18 \frac{5}{8} \times 9$		 8252	$16 \frac{3}{4} \times 15 \frac{3}{8} \times 5 \frac{1}{4}$	
 690	$29 \frac{1}{2} \times 21 \times 9 \frac{1}{4}$ (Farm Sink)		 8254	$19 \frac{1}{2} \times 14 \frac{3}{8} \times 5$	
 5216	$18 \times 18 \times 11 \frac{3}{4}$		 7412	$19 \frac{3}{8} \times 12 \frac{3}{8} \times 6 \frac{5}{8}$	
 5218	$20 \times 20 \times 9$		 7418	$21 \times 14 \frac{1}{8} \times 7$	
 5610	$28 \frac{1}{2} \times 17 \frac{1}{2} \times 5 \frac{1}{2}$		 7722	$21 \times 14 \frac{1}{8} \times 7$	
 9412	$33 \times 18 \frac{3}{4} \times 7 \frac{1}{2}$		 810	$18 \frac{1}{4} \times 14 \frac{7}{8} \times 5 \frac{1}{2}$	
 9980	$30 \frac{1}{2} \times 18 \frac{3}{4} \times 7 \frac{1}{2}$		 5414	$15 \frac{1}{2} \times 15 \frac{1}{2} \times 5$	
Sink Colors: Glacier White, Bisque, Bone, Cameo White					

Solid Surface Tops











Sinks

Wilsonart Sinks - List Prices				
Sink Style	Designer White	Clean White	Calm White	Antique White
AD1630 (Old BD1630)				
AV1512 (Old BV1512)				
AV1513 (Old BV1514)				
AK2615 (New)				
AV1813 (New)				
AK2113 (New)				
AD3016 (Old BD3016)				
AK1413 (Old BK1515)				
AK2718 (New)				
AV1613 (Old BV1613)				
AV1612 (Old BV1612)				
AV1812 (Old BV1812)				
AK2015 (Old BK2015)				

Karran - 18 Gauge Undermount Stainless Steel					
Model	Dimensions	List Price	Model	Dimensions	List Price
 U-5050	31 1/2 x 18 1/8 x 8 3/4		 U-6040R	31 1/2 x 20 1/8 x 8 3/4	
 U-2418	24 1/8 x 18 1/8 x 9		 U-6040L	31 1/2 x 20 1/8 x 8 3/4	
 U-1517	14 5/8 x 16 3/4 x 8		 U-2321	22 5/8 x 20 1/8 x 9 3/4	
 U-3018	30 1/2 x 18 3/8 x 9				
















Solid Surface Tops

Karran Sinks

Acrylic Undermount Sinks Available in White and Bisque			
A-320 \$		24 x 17 ¹ / ₂ x 9	
A-350 \$		32 ⁷ / ₈ x 19 ³ / ₄ x 8	
A-370 \$		33 x 19 x 9	
A-306 \$		19 x 15 x 5	
A-340 \$		30 ¹ / ₂ x 18 ¹ / ₂ x 9	
A-309 \$		21 x 14 x 5 ¹ / ₄	
Quartz Sinks Available in: Black, White, Bisque, Grey, Concrete, and Brown			
Q-320 \$		24 ¹ / ₄ x 18 ¹ / ₄ x 8 ¹ / ₂	
Q-360R \$		32 ¹ / ₂ x 21 x 8 ¹ / ₂	
Q-340 \$		30 ⁷ / ₈ x 18 ⁷ / ₈ x 9	
Q-350 \$		32 ³ / ₈ x 19 x 8 ¹ / ₂	

Solid Surface Tops

Karran Edge Sinks

18 Gauge Stainless Steel Undermount Sinks					
E-303 \$		18 x 14 1/2 x 5 3/4	E-360R \$		32 3/8 x 21 1/8 x 8 3/8 Bowl divider height is 7 3/8
E-305 \$		15 1/4 x 15 1/4 x 5 3/4	E-410 \$		16 1/4 x 18 1/4 x 8 3/4
E-310 \$		12 7/8 x 14 7/8 x 6 1/2	E-420 \$		24 1/4 x 18 1/4 x 9
E-315 \$		15 7/8 x 17 7/8 x 8	E-440 \$		31 1/2 x 18 x 8 3/4
E-320 \$		24 1/8 x 18 1/8 x 9	E-505 \$		18 1/8 x 15 7/8 x 5 1/2
E-330 \$		23 3/8 x 21 1/8 x 9	E-525 \$		23 1/2 x 19 1/2 x 5 1/2
E-340 \$		30 3/4 x 18 7/8 x 9	E-550 \$		33 7/8 x 19 1/2 x 9 Bowl divider height is 7 3/8
E-350 \$		32 3/8 x 19 x 8 1/2 Bowl divider height is 6 1/4			

Solid Surface Tops

Corian Colors

Name	Group	Name	Group	Name	Group
Bisque	1	Canvas	3	White Jasmine	3
Bone	1	Carbon Concrete*	3	Willow	3
Cameo White	1	Cosmos Prima*	3	Arrowroot	4
Glacier White	1	Deep Anthracite*	3	Ash Aggregate*	4
Linen	1	Deep Bedrock*	3	Basalt Terrazzo*	4
Pearl Gray	1	Deep Black Quartz*	3	Carbon Aggregate*	4
Silver Gray	1	Deep Caviar*	3	Cirrus White	4
Vanilla	1	Deep Cloud*	3	Clamshell	4
Abalone	2	Deep Espresso*	3	Cocoa Prima	4
Antarctica	2	Deep Mink*	3	Cool Gray	4
Arctic Ice	2	Deep Night Sky*	3	Domino Terrazzo	4
Aurora	2	Deep Nocturne*	3	Dune Prima	4
Canyon*	2	Deep Sable*	3	Ecru	4
Cocoa Brown*	2	Deep Space*	3	Evening Prima*	4
Designer White	2	Deep Storm*	3	Golden Onyx	4
Dove	2	Deep Titanium*	3	Gray Onyx	4
Elegant Gray	2	Doeskin	3	Jade Onyx	4
Everest	2	Hazelnut	3	Juniper	4
Matterhorn	2	Laguna*	3	Limestone Prima	4
Modern White	2	Lava Rock*	3	Natural Gray*	4
Neutral Concrete	2	Mahogany Nuwood*	3	Neutral Aggregate	4
Platinum	2	Nimbus Prima	3	Pebble Terrazzo	4
Raffia	2	Rice Paper	3	Rain Cloud	4
Sahara	2	Sandalwood	3	Rosemary	4
Sandstone	2	Sand Storm	3	Sagebrush	4
Savannah	2	Serene Sage*	3	Sepia Linear	4
Seagrass	2	Silver Birch	3	Silver Linear	4
Silt*	2	Silverite*	3	Smoke Drift Prima	4
Sparkling White	2	Venaro White	3	Sorrel*	4
Ash Concrete*	3	Whipped Cream	3	Windswept Prima	4
Beech Nuwood	3	Whisper	3	Witch Hazel	4

*Dark colors will show more wear than lighter colors. Scratches, finger prints, smudges and wipe marks will be visible as a result of ordinary everyday use. Since this is the nature of dark colors related maintenance requests are not covered by warranty. *

Solid Surface Tops Wilsonart Colors

Color #	Name	Group	Color #	Name	Group	Color #	Name	Group
1572-SL	Antique White	1	9100-GS	Coconut Oil	3	9207-CS	Flint Rock*	5
1573-SL	Frosty White	1	9101-GS	Oatmeal	3	9208-CS	White Stone	5
D354-SL	Designer White	1	9115-GS	Zen Grey*	3	9209-CM	Moon Geyser	5
9247-SS	Relaxed White	1	9116-GS	Soothing Grey	3	9210-CM	Europa	5
1530-TM	Beige Tempest	2	9175-ML	Avalanche Melange	3	9211-CM	Jovian	5
1573-MG	Frosty White Mirage	2	9195-ML	Northern Melange	3	9215-CE	Kimberlite	5
9092-MG	Black Onyx Mirage*	2	9201-GS	Hot Stone*	3	9218-CM	Grey Beola	5
9111-MG	Chai Cream Mirage	2	9219-GS	Brooklyn Concrete*	3	9220-CE	Tumbled Stone	5
9130-MG	Marzipan Mirage	2	9232-SS	Peace Grey	3	9223-SS	Angel Falls	5
9135-MG	Cashmere Mirage	2	9137-RS	Blanco Riverstone	4	9224-SS	Grey Lace	5
9194-TM	Steel Grey Tempest	2	9196-RS	Yukon Riverstone	4	9225-SS	Saharan Night*	5
9199-MG	Pearl Mirage	2	9205-CE	Champagne Ice	4	9226-SS	Silver Smoke*	5
9221-SP	Luminous White	2	9227-SS	Hidden Space*	4	9234-SS	Golden Sail	5
9222-SS	Titanium Grey*	2	9228-SS	Chilled Earth	4	9236-SS	Beige Travertine	5
9230-SS	Powder White	2	9036-EA	Pebble	5	9237-SS	Whisper White	5
9233-SS	Beachfront	2	9074-EA	Bluestone	5	9238-SS	Iron Falls	5
9248-SS	Mink Concrete	2	9105-CS	Night Stars*	5	9239-SS	Gulfcoast	5
9249-SS	Metro Concrete	2	9106-CS	Maple Harvest	5	9240-SS	Calming Waves	5
9024-ML	French Blue Melange	3	9108-CS	Gold Glitz*	5	9241-SS	Quiet Swirl	5
9030-ML	Baja Melange	3	9200-CS	Mystique	5	9242-SS	Cream Swirl	5
9033-ML	Caramel Melange	3	9202-CS	Sea Stone	5	9243-SS	Cloud Mist	5
9041-ML	Quarry Melange	3	9203-CE	Dusk Ice	5	9244-SS	Midnight Frost	5
9047-ML	Chicory Cream Melange	3	9204-CE	Morning Ice	5	9245-SS	Aspen Quartzite	5
9070-ML	Arctic Melange	3	9206-CE	Desert Ice	5	9246-SS	Arctic Drift	5
9077-ST	Milk Glass Spectra	3	9110-CS	Paris Fog	5	9253-CM	Arctic Dune	5
9091-ML	Midnight Melange*	3	9198-EA	Whitewater	5	9909-SS	Carrara Emporio	5

*Dark colors will show more wear than lighter colors. Scratches, finger prints, smudges and wipe marks will be visible as a result of ordinary every day use. Since this is the nature of dark colors related maintenance requests are not covered by warranty.

Corian Vanity Top Program

Dealer Name: _____ PO #/Job Name: _____

Sales Person: _____ Phone Number: _____ Order Date: _____

1. Choose Deck Color

Level I Colors

- ☐ Glacier White
☐ Linen

Level II Colors

- ☐ Canyon
☐ Everest
☐ Platinum
☐ Sahara

Level III Colors

- ☐ Hazelnut
☐ Lava Rock
☐ Sandalwood

Level IV Colors

- ☐ Arrowroot
☐ Carbon Aggregate
☐ Clam Shell
☐ Gray Onyx
☐ Neutral Aggregate
☐ Rain Cloud
☐ Sorrel
☐ Weathered Aggregate
☐ White Onyx
☐ Windswept Prima
☐ Witch Hazel

2. Choose Bowl

- ☐ 810 White Frost
Similar to Glacier White

3. Dimensions

Depth (A): 22"

Length (B): _____

4. Mark Bowl Locations

Single Bowl

- ☐ Single Centered Bowl
☐ Offset from LEFT (C) _____

Double Bowl

- ☐ Left Bowl Center (D) _____
☐ Right Bowl Center (E) _____

5. Choose Faucet Drilling

- ☐ Single Hole ☐ 4" Spread
☐ 8" Straight ☐ 8" Contour
☐ Other _____ ☐ None

6. Choose Edge Profile

- ☐ 1/8" Roundover



- ☐ 3/8" Bevel



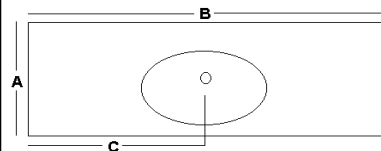
- ☐ Small Ogee



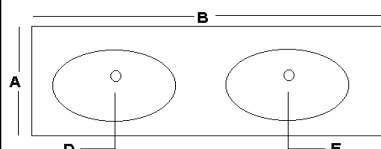
7. Mark Edges

Profiled edges with "P"
Square edges with "X"
End splash with "S"

Left: _____ Right: _____ Front: _____



Left: _____ Right: _____ Front: _____



Single Bowl:	Qty	List
Up to 25"		
Up to 31"		
Up to 37"		
Up to 43"		
Up to 49"		
Up to 55"		
Up to 61"		
Up to 66"		
Up to 73"		

Pricing above includes:

- Level I Color Choice
- Standard Edge Profiles
- One 810 Vanity Bowl
- Loose 4" Splash

Options

Level II Colors		20%
Level III Colors		30%
Level IV Colors		45%
3" Loose End Splash		
4" Loose End Splash		
Up to 4" Coved Splash		
Additional 810 Bowl		
Banjo Please send drawing		
Radius—Up to 6" Indicate size and location		
Clipped Corner Indicate size and location		
Total List Price:		
Temporary Surcharge Per Sheet		

Template & Install N/A with this program.

Send this completed form to:
custserv@countertek.com or
717-336-2381



Wilsonart Vanity Top Program

Dealer Name: _____ PO #/Job Name: _____

Sales Person: _____ Phone Number: _____ Order Date: _____

1. Choose Deck Color

Standard Colors

☐ 9195 Northern Melange

Upgrade Colors

☐ 9202 Sea Stone

☐ 9203 Dusk Ice

☐ 9204 Morning Ice

☐ 9209 Moon Geyser

☐ 9210 Europa

☐ 9218 Grey Beola

☐ 9224 Grey Lace

☐ 9233 Angel Falls

☐ 9253 Arctic Dune

2. Choose Bowl

☐ AV1613 - oval

☐ AV1812 - rectangular

3. Choose Bowl Color

☐ Designer White

4. Dimensions

Depth (A): 22"

Length (B): _____

5. Bowl Locations

Single Bowl

☐ Single Centered Bowl

☐ Offset from LEFT (C) _____

Double Bowl

☐ Left Bowl Center (D) _____

☐ Right Bowl Center (E) _____

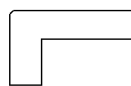
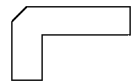
6. Choose Faucet Drilling

☐ Single Hole ☐ 4" Spread

☐ 8" Straight ☐ 8" Contour

☐ Other _____ ☐ None

7. Choose Edge Profile

☐ 1/8" Roundover

☐ 3/8" Bevel

☐ Small Ogee

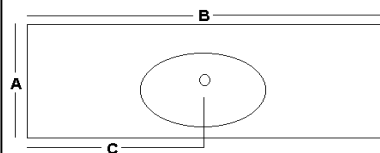

8. Mark Edges

Profiled edges with "P"

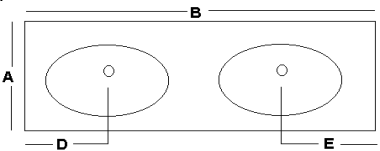
Square edges with "X"

End splash with "S"

Left: _____ Right: _____ Front: _____



Left: _____ Right: _____ Front: _____



Single Bowl:	Qty	List
Up to 25"		
Up to 31"		
Up to 37"		
Up to 43"		
Up to 49"		
Up to 55"		
Up to 61"		
Up to 66"		
Up to 73"		

Pricing above includes:

- Standard Color Choice
- Standard Edge Profiles
- One Vanity Bowl
- Loose 4" Splash

Options

Upgrade Color		35%
3" Loose End Splash		
4" Loose End Splash		
Up to 4" Coved Splash		
Additional AV1613		
Additional AV1812		
Banjo Please send drawing		
Radius—Up to 6" Indicate size and location		
Clipped Corner Indicate size and location		
Total List Price:		

Template & Install not available with this program.

Send this completed form to:

custserv@countertek.com

or

717-336-2381

Ephrata PA 17522 • 717-336-2371 (Phone) • 717-336-2381 (Fax)

Email: custserv@countertek.com / www.Countertek.com

Postform Tops


Minimum Order - 8 LF per Profile, Depth, and Color

Profile	Up To 26 ¹ / ₂ " Deep	Up To 42" Deep
	List per LF	List per LF
E-1500		
E-2000		
No-Drip		
Waterfall		
Aegean		
Amore		
Caspian		
Dura		
See pages 25 - 26 for available colors and applicable upcharges.		
*Please see spec sheets or manufacturer's website for available depths for these postform profiles.		

Options - List Prices					
Assembled Miter	Each		Backer Sheet - Deck	LF	
Arc	Each		Backer Sheet - Bar	LF	
Field Joint	Each		Loose End Cap	Each	
Special Order Color	LF		Loose Edgeband - 2" x 144"	Each	
Eased Corner	Each		Loose Edgeband - 6" x 144"	Each	
Clipped Corner	Each		Single S/S Sink Installed—6"	Each	
Radius Corner (min. 3")	Each		Double S/S Sink Installed—6"	Each	
Install Customer Sink	Each		Single S/S Sink Installed—8"	Each	
Dishwasher Seal	Each		Double S/S Sink Installed—8"	Each	
Cap Back of Top	Each		Loose End Splash No Drip, Waterfall	Each	
Modify Depth of Blank	LF		Loose End Splash E1500, E2000, Aegean, Amore, Caspian and Dura	Each	
Tag	Each		Out of Square	Each	

Notes:

1. Loose miters, applied end caps, and drop-in cutouts included in pricing.
2. Radius corners are not recommended on some profiles.
3. Ends, radius corners, eased corners and arced ends are not profiled.
4. We will only assemble miters that will fit safely in our trucks and will not jeopardize structural integrity of the counter top.



COUNTERTEK INC.
YOUR CUSTOM COUNTERTOP COMPANY

Postform Counter Tops
Stocked Profiles and Colors
Minimum Order - 4 Linear Feet
Lead Time: One Week

E-2000



Waterfall



**All colors listed below are available in
Kitchen Depths in 8', 10' and 12' Lengths.
See Page P-23 for Pricing**

Number	Color Name	Price Group	Number	Color Name	Price Group
3526-58	Travertine	1	3692-46	Labrador Granite	2
3692-58	Labrador Granite	1	4726-52	Milano Quartz	2
4904-38	Desert Springs	1	4954-22	Italian White di Pesco	2
4929-38	Bordeaux Juparana	1	7732-46	Butterum Granite	2
7732-58	Butterum Granite	1	1872-35	Bianco Romano	5


Postform Counter Tops

Lead-Time: Approx. 2 Weeks

Formica Colors Stocked by Hartson-Kennedy					
Upcharges - Group 1 - 0% • Group 2 - 25% • Group 4 - 70%					
Color	Color Name	Group	Color	Color Name	Group
271-46	Blackstone	2	6226-46	Ivory Kashmir	2
271-90	Blackstone	1	6226-58	Ivory Kashmir	1
827-90	White Onyx	1	6227-46	Amber Kashmir	2
909-58	Black	1	6227-58	Amber Kashmir	1
920-58	Almond	1	6280-46	Midnight Stone	2
949-58	White	1	6280-58	Midnight Stone	1
3420-46	Dolce Vita	4	6696-46	Carrara Bianco	2
3422-RD	Crema Mascarello	4	6696-58	Carrara Bianco	1
3450-RD	Mineral Jet	2	6319-RD	Café Azul	4
3460-46	Calacatta Marble	4	6697-46	Argento Romano	2
3460-11	Calacatta Marble	4	6697-58	Argento Romano	1
3466-RD	Antique Mascarello	4	6698-58	Paloma Polar	1
3476-46	Jet Sequoia	4	7022-58	Natural Canvas	1
3496-46	Belmonte Granite	2	7267-58	Concrete Stone	1
3496-58	Belmonte Granite	1	7494-58	Carrara Envision	1
3517-46	Sand Crystall	2	7500-58	Noir Envision	1
3517-58	Sand Crystall	1	7732-46	Butterum Granite	2
3518-46	Flint Crystall	2	7732-58	Butterum Granite	1
3522-46	Perlato Granite	2	7734-46	Jamocha Granite	2
3522-58	Perlato Granite	1	7734-58	Jamocha Granite	1
3526-46	Travertine	2	7735-58	Portico Marble	1
3526-58	Travertine	1	8830-58	Elemental Concrete	1
3690-34	Basalt Slate	2	8831-58	Elemental Stone	1
3546-46	River Gold	4	9284-RD	Classic Crystal Granite	4
3547-RD	Lapidus Brown	4	9302-34	Fantasy Marble	4
3690-58	Basalt Slate	1	9303-RD	Azul Aran	4
3692-46	Labrador Granite	2	9308-46	Geriba Gray	2
3692-58	Labrador Granite	1	9309-46	Star Dune	2
3698-58	Beluga Beige	1	9476-43	White Ice Granite	2
6220-RD	Smoke Quarstone	2	9476-46	White Ice Granite	2
6222-RD	Brazilian Brown Granite	2	9476-58	White Ice Granite	1
6222-58	Brazilian Brown Granite	1	9497-34	Silver Quartzite	2
6223-58	Venetian Gold Granite	1	9497-58	Silver Quartzite	1
6223-RD	Venetian Gold Granite	2	9537-34	Stormy Night Granite	4

Note:

1. Solid colors are not available in Aegean, Amore, or Caspian



COUNTERTEK INC.
YOUR CUSTOM COUNTERTOP COMPANY

Postform Counter Tops
















Lead-Time: Approx. 2 Weeks

Wilsonart Colors Stocked by Hartson-Kennedy					
Upcharges - Group 1 - 0% • Group 2 - 25% • Group 4 - 70% • Group 5 - 90%					
Color	Color Name	Group	Color	Color Name	Group
1573-60	Frosty White	1	4904-38	Desert Springs	1
1858-55	Silver Travertine	5	4905-38	Spicewood Springs	1
1863-55	Bainbrook Grey	5	4924-38	White Carrara	1
1871-35	Golden Romano	5	4925-07	Calcutta Marble	2
1872-35	Bianco Romano	5	4926-07	Black Alicante	2
1874-35	Winter Carnival	5	4929-38	Bordeaux Juparana	1
1874-52	Winter Carnival	2	4931-38	White Juparana	1
1876-35	Spring Carnival	5	4932-38	Golden Juparana	1
1876-52	Spring Carnival	2	4952-22	Typhoon Ice	2
1877-35	Autumn Carnival	5	4952-52	Typhoon Ice	2
1878-35	Granito Amarelo	5	4954-22	Italian White DiPesco	2
1879-35	Trinidad Lapidus	5	4955-22	Café DiPesco	2
1880-35	Magnata	5	4979-07	Ink Vesta	2
1885-07	Marmo Bianco	2	4981-38	Calacatta Oro	1
1885-21	Marmo Bianco	2	4987-07	Leche Vesta	2
1887-22	Benjamin Grey	2	4988-07	Mercury Vesta	2
1890-22	Serrania	2	5003-38	White Cascade	1
4143-60	Neutral Glace	1	5004-38	Dusk Cascade	1
4166-60	Pampas	1	5005-38	Sierra Cascade	1
4170-60	Beige Pampas	1	5010-07	Drama Marble	2
4550-01	Granite	1	5010-21	Drama Marble	2
4551-01	Blackstar Granite	1	5025-22	Glacier Quartzite	2
4588-07	Kalahari Topaz	2	5026-07	Brazilian Grey	2
4588-60	Kalahari Topaz	1	5027-07	Arenite Cream	2
4595-52	Bahia Granite	2	5028-07	Sombra	2
4623-60	Graphite Nebula	1	5032-07	Brazilian Blue	2
4724-52	Milano Amber	2	5037-38	Anzio Marble	1
4724-60	Milano Amber	1	5038-15	Ortensia	2
4725-52	Milano Brown	2	5042-07	Calacatta Lincoln	2
4726-52	Milano Quartz	2	5043-15	Lisola	2
4726-60	Milano Quartz	1	5044-60	Beachwalk	1
4762-60	Mystique Dawn	1	5045-15	Ice Mist	2
4882-38	Oiled Soapstone	1	5046-15	Lakeshore	2
4886-38	Pearl Soapstone	1	D30-60	Natural Almond	1
4888-38	Rustic Slate	1	D354-60	Designer White	1

Notes:







1. Gloss finishes are not covered under Hartson-Kennedy's warranty.
2. Solid colors and gloss finishes are not available in Aegean, Amore, or Caspian profiles.

Postform Tops Karran Edge Sinks

18 Gauge Stainless Steel Undermount Sinks					
E-303 \$		18 x 14 1/2 x 5 3/4	E-360R \$		32 3/8 x 21 1/8 x 8 3/8 Bowl divider height is 7 3/8
E-305 \$		15 1/4 x 15 1/4 x 5 3/4	E-410 \$		16 1/4 x 18 1/4 x 8 3/4
E-310 \$		12 7/8 x 14 7/8 x 6 1/2	E-420 \$		24 1/4 x 18 1/4 x 9
E-315 \$		15 7/8 x 17 7/8 x 8	E-440 \$		31 1/2 x 18 x 8 3/4
E-320 \$		24 1/8 x 18 1/8 x 9	E-505 \$		18 1/8 x 15 7/8 x 5 1/2
E-330 \$		23 3/8 x 21 1/8 x 9	E-525 \$		23 1/2 x 19 1/2 x 5 1/2
E-340 \$		30 3/4 x 18 7/8 x 9	E-550 \$		33 7/8 x 19 1/2 x 9 Bowl divider height is 7 3/8
E-350 \$		32 3/8 x 19 x 8 1/2 Bowl divider height is 6 1/4			

Postform Tops

Karran Sinks

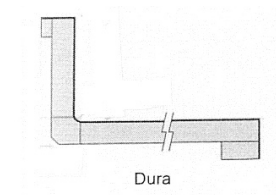
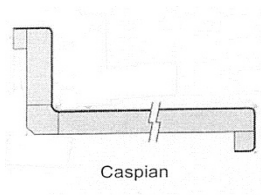
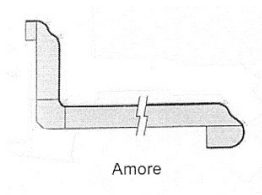
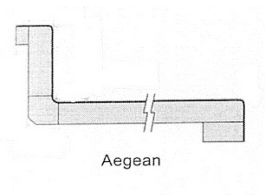
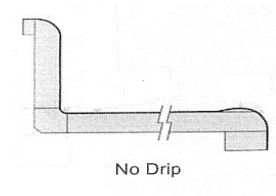
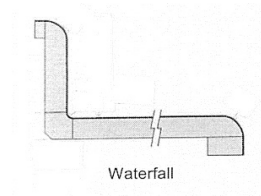
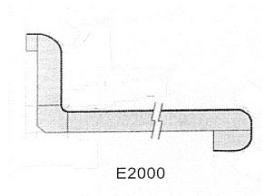
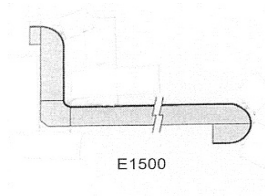
Acrylic Undermount Sinks Available in White and Bisque					
A-320 \$		24 x 17 ¹ / ₂ x 9	A-350 \$		32 ⁷ / ₈ x 19 ³ / ₄ x 8
A-370 \$		33 x 19 x 9	A-306 \$		19 x 15 x 5
A-340 \$		30 ¹ / ₂ x 18 ¹ / ₂ x 9	A-309 \$		21 x 14 x 5 ¹ / ₄



COUNTERTEK INC.
YOUR CUSTOM COUNTERTOP COMPANY

Postform Counter Tops

Hartson-Kennedy Profiles



*Please see spec sheets or manufacturer's website for available depths - WWW.HARTSON-KENNEDY.COM.



Custom Laminate Tops

1 Year Limited Warranty

CounterTek provides a Non-Transferable, 1 Year Limited Warranty that our custom laminate tops will be free of defects in workmanship and material. If upon inspection, the counter top is found to have a defect within the terms of this warranty, CounterTek will repair, replace, or make suitable adjustment at our discretion.

Plastic laminate products may contain some color variations or small particles of foreign matter. Surface imperfections that fall within industry standards are not covered by this warranty. Any surface imperfection that is not caused by a manufacturing process will be submitted to the laminate manufacturer for resolution. To make a warranty claim, please contact your retailer.

This warranty does not cover the following:

- Labor or other charges such as electrical, plumbing, and/or installation as a result of having to remove and replace a defective custom laminate top.
- Improper installation or care/maintenance of the top.
- Crack, chips, scratches or breakage not due to defects in material or workmanship.
- Accidents, abuse, or misuse
- Moisture damage, the installer is responsible to seal all critical areas to prevent damage.

This warranty is in lieu of all warranties, express or implied, including, but without limitation, warranties of merchantability and fitness for particular purpose, all other representations to purchaser, and all other obligations for liabilities, including liability for incidental or consequential damages on part of the seller. No person is authorized to increase or alter the obligations or limitations of the warranty.

Cultured Marble Vanity Tops

5 Year Limited Warranty / Care & Maintenance

5 Year Limited Warranty

CounterTek, Inc., warrants this product to be free of defects in material and workmanship for a period of 5 years from the date of manufacture.

DO NOT install your top if you find defects in the top. Installation is not covered by this warranty.

This warranty is void when the product is damaged in transit or as a result of improper installation, careless usage, or hot water temperature in excess of 150° F.

This warranty **DOES NOT** apply to the following:

- Chips or cracks in product surface, unless caused by defects in materials or workmanship.
- Minor imperfections, warpage and variations in shade or veining between sample and finished product.

This warranty extends only to replacement cost of this product. Cost of removal, reinstallation, or consequential damage are not covered by warranty. CounterTek, Inc. extends this warranty only to the first consumer purchaser of our products.

Instructions for Care of Your Cultured Marble Vanity Top

To clean your vanity top wipe with a soft cloth or sponge using a mild soap and water or a non-abrasive foam cleaner. Do not use abrasive cleaners as they may damage the high gloss surface.

To make cleaning your cultured marble vanity top easier and to maintain luster, periodic applications of GelGloss™ or a car / boat wax should be applied.

To remove fine scratches, scuff marks, or light stains from your vanity top use an automotive paint buffing compound or baking soda and a hand-held polisher. A CounterTek service technician should take care of deeper scratches.

Installation Note - Do not over tighten drain fitting. Over tightening will result in damage to the product. Use 100% silicone when installing pop up assembly.

Cultured Marble Vanity Tops

Frequently Asked Questions

Will My Cultured Marble Scratch?

All bathroom countertops, of any type material, will scratch if it is abused. Normal care and cleaning of cultured marble products will ensure years of enjoyment and use. Avoid placing sharp abrasive objects on the surface as they can cause scratches.

Can Minor Scratches Be Removed?

Yes. Fine scratches can be removed with automotive paint buffing compound and a hand-held polisher. A CounterTek service technician should take care of deeper scratches.

What If My Cultured Marble Gets Chipped or Has A Major Scratch?

Cultured marble is very durable with a hard waterproof, stain proof surface. If it should scratch or chip, repairs can be made by a CounterTek service technician. Sometimes all that is needed is sanding and polishing. Other times the chip must be filled with the same material it was originally made with. Both of these procedures require a person with the knowledge and tools needed.

What Is Certified Marble?

Our cultured marble vanity tops are regularly tested by an independent laboratory for compliance with ANSI specifications. This is an expensive test that is done to ensure that the product the marble manufacturer is making will be a durable, high quality product that the customer can enjoy for many years. The marble is tested for stain resistance, scratch resistance, impact strength, and susceptibility to hot and cold water.

Can I Install My Own Marble?

Vanity tops can be installed by the homeowner. They are heavy and usually require two people. We have instructions available on how to do it. It is recommended that skilled installers install our products.

What do I Do When A Potential Staining Substance Is Spilled?

If your vanity top comes in contact with ink, hair dye, shoe polish, iodine, crayons, bleach, drain cleaners, ammonia, or hydrogen peroxide promptly rinse the area with soap and water and wipe clean. Cultured marble is thoroughly tested to resist stains if care is taken to quickly clean the surface.

How Can A Rust Spot Near My Sink Drain Be Removed?

Most rust or mineral deposits can be removed with off-the-shelf cleaners from your local hardware store. Apply as stated on the label until buildup is removed.

Template & Install Expectations

We want you to understand the details of the countertop template and installation process. Please feel free to contact us at 717-336-2371 with any questions you may have.

Estimate – Measure the width, length, and depth of the countertops and fax or email your measurements to us. We need dimensions and the rough layout of your kitchen. With a simple drawing and measurements, including your sink, your cooking surface, and backsplash, we can provide you with the most accurate written estimate possible. If you do not need backsplash and you are doing tile instead, just let us know. This helps to give us a realistic idea of what your countertops will cost. This price will be subject to change after template, depending on your final measurements and material selections. The more detailed the drawing, the more accurate your initial estimate will be.

Scheduling a Template – Once you have received an estimate from us and have made your final decisions on the details we will schedule a template date. What is the template? A template is an exact pattern which will ensure a precise fit for your custom countertops. The template crew will come to your home to make the template.

Pre-Template Checklist

- Have sink on site.
- Have faucet on site.
- Have cooktop and downdraft or stove on site.
- Cabinets are completely installed and level. Cabinets include end panels, refrigerator panels, decorative doors, drawer pulls, panels, and any other item that will affect the shape or overhang of your countertops.
- We highly recommend that existing countertops are removed. If existing countertops are not removed they must be cleared off. We want to get the best possible fit to the wall if you choose to have no backsplash or low profile backsplash.
- We will call you the day before your scheduled template date to confirm your appointment. Please advise us at that time if you will not be ready, as we will need to reschedule. Any changes made after this point may result in a delay in your project and could incur additional charges.
- **Important:** All appliances that will be placed in the countertop (including sink, faucet, cooktop, downdraft and accessories) **MUST** be on site at time of template. Other appliances including dishwashers and refrigerators should be on site to insure proper countertop measurement.
- Corbels, brackets, or steel supports may be required where countertops extend beyond the cabinet. All supporting structures (cabinets, columns, pedestals, etc.) must be installed prior to time of templating (except for corbels). Corbels should be on site for templating and installed as soon as possible after countertops are installed.

Template & Install Expectations

The Installation - Our process takes from 5-7 business days. You will receive a two hour time window of when our technicians will arrive with your countertops. The installation typically takes 2 - 4 hours.

Pre-Installation Checklist

- Have sink on site.
- Have faucet on site.
- Have old countertop removed.
- Items in the lower cabinets should be removed to protect them.
- Have cooktop and downdraft or slide-in stove on site.
- Schedule plumber to reconnect the plumbing the day after install.
- Schedule hook-up of stove or gas after install.

Seams and Field Joints – It is our philosophy to have as few seams/field joints as possible and to give utmost consideration to the placement of both. Input from the customer on seam placement is welcomed. We will attempt to accommodate the customer's wishes where possible. Some factors that affect seam/field joint location are – size of countertop, layout of the project, consideration of handling, weight, location logistics of moving pieces in to your home (size of doors, hallways, elevators, etc.).

Undermount Sinks in Solid Surface – CounterTek's standard procedures for undermount sinks in solid surface is to have a 1/8" to ¼" overhang on the bowl. This is called a negative reveal. Deviation from this standard procedure, if requested, requires a signed request for custom labor. Aesthetics, hygiene and engineering factors are the reasons for CounterTek's standard negative reveal installation.

Tear Out – CounterTek can remove your old countertops and dispose of them for an additional fee. Please ask us to include this in your estimate. If you purchase removal services of countertops from us, we will remove and haul away your old countertops. We will not tear out or dispose of any of the tile backsplash, appliances, cabinets, etc., nor disconnect your gas, water or electric. If we are removing your existing countertops, you will need to have the cook top and plumbing disconnected prior to our arrival. Our service does not include repair or replacement of moldings and trim that are affected by the tear out or installation of the new countertops. We are not responsible for any gas, plumbing or electrical work required to complete the installation of your new countertops. Although rare, unforeseen conditions can appear as tear out is completed. You will be notified immediately if any of these conditions are discovered. CounterTek does not provide any additional labor needed to repair your cabinets or walls. If you have existing countertops and have not contracted CounterTek for removal, please be sure to have all work completed prior to your installation appointment.

Template & Install Expectations

Miscellaneous

- Cabinets that sit directly on your countertops (appliance garages, bread boxes) should be on site, but not installed prior to template.
- Cooktop downdrafts require 3 full inches of material behind it (excluding thickness of back-splash). Standard 24" cabinets can rarely accommodate a cooktop and downdraft combination. Please check your design carefully.
- Dishwashers must be in place. Most modern dishwashers can be attached to cabinetry rather than the countertop. Your plumber can take care of this when they come to hook up the dishwasher. If the dishwasher must be mounted to the countertop, CounterTek will attach it for you, provided that the dishwasher is permanently installed at the time of countertop installation.
- Clear all items away from lower cabinets. Please take the appropriate precautions to protect any sensitive items. Remove or protect items in adjacent areas.
- Installation conditions require clear and easy access to the street from the project area.
- Please keep in mind that this is a construction or renovation project and requires moving large and heavy materials in your home. Occasionally, minor damage may occur to walls. You should be aware that this is a possibility and prepare to spackle or touch up paint. Visible unpainted cabinetry may be noticeable after your countertop is installed. This usually occurs when older countertops are removed. Installing trim that matches your cabinets below the countertop line can hide this, however this is not a part of our services.
- If for any reason you need to reschedule your installation appointment, please give three days notice so that we can reschedule efficiently and quickly. Failure to do this will result in delays and additional charges.